

The Infor logo, consisting of the word "infor" in white lowercase letters on a red square background.

TechEd

Oct 16–18, 2018 | St. Paul

Attend an **immersive,**
hands-on training event
where you can gain
technical knowledge in
Infor CloudSuite Industrial
and **Distribution SX.e**



WHAT IS IT?

Collaborative training and networking with Infor product experts and developers

Infor TechEd is a 2.5-day technical education conference focused on helping Infor customers and partners get the most out of their enterprise software suite. It is a unique opportunity to gather with like-minded colleagues, hear the latest strategy updates and product announcements, experience hands-on training, and interact with a broad range of product experts.

FEATURING:



Immersive Learning

Attend a variety of deep-dive breakout sessions



Product Experts

Engage with Infor product development and management team members



Open Lab

Learn by doing, and get immediate feedback



Keynotes & Panels

Hear from key Infor product leaders



Networking

Build relationships and learn from peers




Expert Huddle

Workshop your specific questions with product experts

WHO SHOULD ATTEND?

Infor TechEd is best suited for individuals in technical roles like system managers, system administrators and engineers, business and system analysts, application architects, and application support managers and specialists.

“



You get to meet the people at Infor who are not only the thought leaders, but the daily lead practitioners for coding, implementation, and design—it's fantastic!”

Michael Tromp,
Application Analyst
Elliot Health System

SCHEDULE:

Day 1		Day 2		Day 3	
TUESDAY, OCTOBER 16		WEDNESDAY, OCTOBER 17		THURSDAY, OCTOBER 18	
7:30AM – 8:30AM Registration & breakfast		7:30AM – 8:30AM Open lab & breakfast		7:30AM – 8:30AM Open lab & breakfast	
8:30AM – 9:45AM Welcome & keynotes		8:30AM – 9:45AM Product keynotes		8:30AM – 10:30AM Deep-dive breakout #7	
9:45AM – 10:00AM Coffee break & networking		9:45AM – 10:00AM Coffee break & networking			
10:00AM – 12:00PM Deep-dive breakout #1		10:00AM – 12:00PM Deep-dive breakout #4		10:30AM – 11:00AM Coffee break & networking	
12:00PM – 1:00PM Lunch & open Lab		12:00PM – 1:00PM Lunch & open lab		11:00AM – 12:00PM Deep-dive breakout #8	
1:00PM – 3:00PM Deep-dive breakout #2		1:00PM – 3:00PM Deep-dive breakout #5		12:00PM – 1:30PM Lunch & open lab	
3:00PM – 3:15PM Coffee break & networking		3:00PM – 3:15PM Coffee break & networking		1:15PM – 4:30PM Customer site tour: QA1 Precision Products - Lakeville, MN	
3:15PM – 5:15PM Deep-dive breakout #3		3:15PM – 5:15PM Deep-dive breakout #6			
5:15PM – 6:30PM Open lab & happy hour	5:30PM – 6:00PM Speed sessions	5:15PM – 6:30PM Open lab & happy hour	5:30PM – 6:00PM Speed sessions		

Infor TechEd will feature over 23 Infor product experts, including:



Catherine Henn | VP, Product Management & Development

Catherine joined Infor in 2014 and is responsible for combining input from sales, marketing, development, and customers to lead the execution for Infor distribution products. Prior to joining Infor, she worked in distribution for 6 years, preceded by 2 years in manufacturing and 15 years in fashion and retail.



David Heffler | Senior Director of Product Management for Infor Mongoose

With more than 25 years of experience in application development, David has worked with various clients across many industries. David is true evangelist of Infor Mongoose and its role in conjunction with the rest of Infor OS. Prior to joining Infor, David was an owner at RSVP Business Systems Inc, an Infor channel partner.



Debbie Baldwin | Senior Product Manager, Development

Debbie has worked in Infor product management since 2008. She also had a role as an implementation consultant, working with Infor customers from start to finish. Prior to joining Infor, Debbie worked in manufacturing for 15 years in cost account and industrial engineer capacities.



Doug Rudy | Senior Director, Software Development for Infor Mongoose

Doug Rudy is one of the original developers of the Infor Mongoose framework which started in 1996, and has been with the Infor Mongoose team since then.



Tom Cavanaugh | Senior Manager, Consulting Services

With more than 20 years working with Infor CloudSuite Industrial, starting with SYMIX 4.1, Tom has held roles as programmer, analyst, and manager. Tom currently manages 16 technical resources in North America who support customers with installation, configuration, training, analysis and design, development, extensions, and personalizations.

BREAKOUT SESSIONS BY DAY

OCT 16	10:00am – 12:00pm	Using the Application Event System: Introduction (part 1)	Creating reports with Infor Mongoose reporting (part 1)	Creating and managing a healthy system (repetition 1 of 2)	Configuring portals	Finite scheduling with advanced planning and scheduling	Configuring Infor Document Management with Infor CloudSuite Industrial (repetition 1 of 2)	ION workflows and business object documents (BODs) for Infor Distribution SX.e	Upgrading Infor Distribution SX.e upgrades (part 1)
	1:00pm – 3:00pm	Using the Application Event System: Introduction (part 2)	Creating reports with Infor Mongoose reporting (part 2)	Patching, upgrades, and routine maintenance (repetition 1 of 2)	Integrating Infor CloudSuite Industrial with external systems	Effective advanced planning and scheduling implementation strategies	Upgrading Infor Distribution SX.e upgrades (part 2)	Designing, scaling, and testing n-tier deployment	
	3:15pm – 5:15pm	Using the Application Event System: Introduction (part 3)	Creating reports with Infor Mongoose reporting (part 3)	Comparing multi-site multi-database vs single instance multi-site	Infor Mongoose and extensibility	Planning fixed run times and overlapping operations	Incorporate Infor Ming.le into your business process	Document capture and management for Infor Distribution SX.e	Extensibility with the Web user interface (UI) (repetition 1 of 2)
OCT 17	10:00am – 12:00pm	Using the Application Event System: Intermediate topics (part 1)	Creating reports with Infor Mongoose reporting (part 4)	DataViews and critical numbers: You need to be using both	Infor CloudSuite Industrial and Infor OS configuration overview	Advanced extensibility: .NET methods, EXTGEN, and beyond (repetition 1 of 2)	Common advanced planning and scheduling mistakes to avoid	Best practices for using ION APIs	Infor Distribution SX.e system troubleshooting
	1:00pm – 3:00pm	Using the Application Event System: Intermediate topics (part 2)	Creating reports with Infor Mongoose reporting (part 5)	Creating reports with Infor Mongoose: Advanced topics	Creating and managing a healthy system (repetition 2 of 2)	App builder and beyond	Planning multiple sites or warehouses	Using Infor Ming.le and homepages with Infor Distribution SX.e	Developing custom GUI code in the new architecture
	3:15pm – 5:15pm	Using the Application Event System: Intermediate topics (part 3)	Creating reports with Infor Mongoose reporting (part 6)	Leveraging Birst for Infor CloudSuite Industrial	New features in v10 for Infor Mongoose reporting and DataViews	Planning in build-to-order environments	Empowering business object documents (BODs) for integrations	Extensibility with the Web user interface (UI) (repetition 2 of 2)	Electronic Transaction Control Center (ETCC)
OCT 18	8:30am – 10:30am	Using the Application Event System: Advanced topics	Patching, upgrades, and routine maintenance (repetition 2 of 2)	Advanced extensibility: .NET methods, EXTGEN, and beyond (repetition 2 of 2)	Customization tips and tricks	Managing forecasts and setting safety stocks	Configuring Infor Document Management with Infor CloudSuite Industrial (repetition 2 of 2)	Machine learning, IoT, Infor Coleman and Chat	Leveraging Birst for Infor Distribution SX.e
	11:00am – 12:00pm	Expert chat: Infor CloudSuite Industrial version 10	Expert chat: Infor CloudSuite Industrial cloud	Expert chat: Infor CloudSuite Industrial reporting	Expert chat: Infor CloudSuite Industrial app builder	Expert chat: Infor CloudSuite Industrial extensibility	Expert chat: Infor CloudSuite Industrial advanced planning and scheduling	Expert chat: Infor Distribution SX.e extensibility and Infor OS	Expert chat: Infor Distribution SX.e administration

 Infor CloudSuite Industrial Application Event System

 Infor CloudSuite Industrial reporting

 Infor CloudSuite Industrial system administration

 Infor CloudSuite Industrial extensibility

 Infor CloudSuite Industrial advanced planning & scheduling

 Infor OS

 Infor Distribution SX.e system administration

 Infor Distribution SX.e extensibility

 Infor Distribution SX.e reporting

WHAT WILL YOU LEARN AT INFOR TECHED?

Deep-dive breakout sessions will cover topics relating to administration, Application Event System, advance planned and scheduling, configuration, extensibility, integration, Infor OS, programming, and reporting. Mix and match sessions from the different tracks to gain a comprehensive learning experience.

DEEP-DIVE BREAKOUT SESSIONS

INFOR CLOUDSUITE INDUSTRIAL ADVANCED PLANNING & SCHEDULING

Oct 16: 10:00AM - 12:00PM

Finite scheduling with advanced planning and scheduling



In this session, you will learn if you should use finite scheduling with advanced planning and scheduling (APS), how to select resources to schedule finitely, when to use the Scheduler with APS, and how to set up rules to maintain the right priorities. Infinite scheduling works for 80% of our customers, but you might need something different. This is an advanced session intended for IT professionals. You must take the prerequisite course CloudSuite Industrial: v9 Using Advanced Planning & Scheduling.

Product Expert(s): Brad Symaka, Shyam Sridhar, Dave Iles

Oct 16: 1:00PM - 3:00PM

Effective advanced planning and scheduling implementation strategies



In this session, we will discuss considerations for implementing advanced planning and scheduling (APS). Implementing APS successfully requires top management commitment, new business processes, and adequate piloting. This is an advanced session intended for IT professionals. You must take the prerequisite course CloudSuite Industrial: v9 Using Advanced Planning & Scheduling.

Product Expert(s): Dave Iles, Brad Symaka, Shyam Sridhar

Oct 16: 3:15PM - 5:15PM

Planning fixed run times and overlapping operations



In this session, we'll discuss best practices used to plan and schedule site operations that have fixed processing times and those with overlapping operations. This is an advanced session intended for IT professionals. You must take the prerequisite course CloudSuite Industrial: v9 Using Advanced Planning & Scheduling.

Product Expert(s): Shyam Sridhar, Brad Symaka, Dave Iles





Oct 17: 10:00AM - 12:00PM







Common advanced planning and scheduling mistakes to avoid



In this session, we leverage the experience of the Infor advanced planning and scheduling (APS) support team to discuss the most common APS support incident topics, APS mistakes to avoid, and miscellaneous APS functionality. This is an advanced session intended for IT professionals. You must take the prerequisite course CloudSuite Industrial: v9 Using Advanced Planning & Scheduling.

Product Expert(s): Dave Iles, Brad Symaka, Shyam Sridhar

Oct 17: 1:00PM - 3:00PM	<h3>Planning multiple sites or warehouses </h3> <p>In this session, we determine when you need another site or warehouse and the best practices for planning for the special settings and situations required to plan multiple sites or warehouses. This is an advanced session intended for IT professionals. You must take the prerequisite course CloudSuite Industrial: v9 Using Advanced Planning & Scheduling.</p> <p>Product Expert(s): Brad Symaka, Shyam Sridhar, Dave Iles</p>
Oct 17: 3:15PM - 5:15PM	<h3>Planning in build-to-order environments </h3> <p>In this session, we determine how to use advanced planning and scheduling (APS) to support build-to-order environments with special requirements and challenges such as short order-to-ship lead times. This is an advanced session intended for IT professionals. You must take the prerequisite course CloudSuite Industrial: v9 Using Advanced Planning & Scheduling.</p> <p>Product Expert(s): Shyam Sridhar, Brad Symaka, Dave Iles</p>
Oct 18: 8:30AM - 10:30AM	<h3>Managing forecasts and setting safety stocks</h3> <p>In this session, learn how to use safety stock and forecast for short lead-time, make-to-stock, and assemble-to-order environments, which are all critical to reliably shipping on time.</p> <p>Product Expert(s): Brad Symaka, Shyam Sridhar, Dave Iles</p>
<h2>INFOR CLOUDSUITE INDUSTRIAL APPLICATION EVENT SYSTEM</h2>	
Oct 16: 10:00AM - 12:00PM	<h3>Using the Application Event System: Introduction (part 1) </h3> <p>In this hands-on session, we will introduce the Application Event System (AES), explore how it is configured, and discuss its capabilities. This session benefits users new to the AES and those who are looking for refresher training. Note: you must register for all three 2-hour sessions in the series.</p> <p>Product Expert(s): Kevin Kleitsch, Kerry Congrove</p>
Oct 16: 1:00PM - 3:00PM	<h3>Using the Application Event System: Introduction (part 2) </h3> <p>In this hands-on session, we will introduce the Application Event System (AES), explore how it is configured, and discuss its capabilities. This session benefits users new to the AES and those who are looking for refresher training. Note: you must register for all three 2-hour sessions in the series.</p> <p>Product Expert(s): Kevin Kleitsch, Kerry Congrove</p>

Oct 16: 3:15PM - 5:15PM	<p>Using the Application Event System: Introduction (part 3) </p> <p>In this hands-on session, we will introduce the Application Event System (AES), explore how it is configured, and discuss its capabilities. This session benefits users new to the AES and those who are looking for refresher training. Note: you must register for all three 2-hour sessions in the series.</p> <p>Product Expert(s): Kevin Kleitsch, Kerry Congrove</p>
Oct 17: 10:00AM - 12:00PM	<p>Using the Application Event System: Intermediate topics (part 1) </p> <p>In this hands-on session, we cover how the Application Event System (AES) is used to set application values and the different provided options for managing your Event Handlers; great for troubleshooting. This session is recommended for those who already have some knowledge of the AES and how it performs. Note: you must register for all three 2-hour sessions in the series.</p> <p>Product Expert(s): Kevin Kleitsch, Kerry Congrove</p>
Oct 17: 1:00PM - 3:00PM	<p>Using the Application Event System: Intermediate topics (part 2) </p> <p>In this hands-on session, we cover how the Application Event System (AES) is used to set application values and the different provided options for managing your Event Handlers; great for troubleshooting. This session is recommended for those who already have some knowledge of the AES and how it performs. Note: you must register for all three 2-hour sessions in the series.</p> <p>Product Expert(s): Kevin Kleitsch, Louie Cowen</p>
Oct 17: 3:15PM - 5:15PM	<p>Using the Application Event System: Intermediate topics (part 3) </p> <p>In this hands-on session, we cover how the Application Event System (AES) is used to set application values and the different provided options for managing your Event Handlers; great for troubleshooting. This session is recommended for those who already have some knowledge of the AES and how it performs. Note: you must register for all three 2-hour sessions in the series.</p> <p>Product Expert(s): Kevin Kleitsch, Louie Cowen</p>
Oct 18: 8:30AM - 10:30AM	<p>Using the Application Event System: Advanced topics  </p> <p>In this hands-on session, we will look at Server Side Logic and automation such as calling an Event Handler from the database, calling a stored procedure from the Application Event System (AES), and information on promoting your tested AES objects to production. This is an advanced session intended for IT professionals. You must take the prerequisite course CloudSuite Industrial: v9 Using Advanced Planning & Scheduling.</p> <p>Product Expert(s): Kerry Congrove, Kevin Kleitsch</p>

INFOR CLOUDSUITE INDUSTRIAL EXTENSIBILITY

Oct 16: 10:00AM - 12:00PM

Configuring portals

In this session, you will learn best practices for installing and configuring Infor Customer Portal.

Product Expert(s): Louie Cowen, Anoop Kottappurath

Oct 16: 1:00PM - 3:00PM

Integrating Infor CloudSuite Industrial with external systems



In this hands-on session, you will go through an exercise of writing .NET code to leverage the Intelligent Data Object (IDO) web services to read, write, and update Infor CloudSuite Industrial (CSI) data sets from an external application. This is an advanced session intended for IT professionals. You must take the prerequisite course CloudSuite Industrial: v9 Using Advanced Planning & Scheduling.

Product Expert(s): Anoop Kottappurath, Doug Rudy

Oct 16: 3:15PM - 5:15PM

Infor Mongoose and extensibility

In this session, learn how to maximize your Infor investment by leveraging Infor OS and Mongoose. We will explore key features like: App Builder module, Mongoose developer, Form Builder, connecting data sources via ION/ION API, and UI/UX features for quicker and easier development. We will also demonstrate examples of these features being utilized in building and deployment.

Product Expert(s): David Heffler, Doug Rudy

Oct 17: 10:00AM - 12:00PM

Advanced extensibility: .NET methods, EXTGEN, and beyond (repetition 1 of 2)



In this hands-on session, we explore advanced extensibility features that are available to both on-premise and cloud customers. Learn how you can develop Intelligent Data Object (IDO) methods via .NET code vs using SQL Stored Procedures. Learn about different types of changes you can make using the Edit Stored Procedure functionality. We will also discuss how you can deploy these changes from one environment to another.






Product Expert(s): Anoop Kottappurath, Doug Rudy





Oct 17: 1:00PM - 3:00PM


App builder and beyond

In this session, you will learn how to leverage App Builder, RuntimeBuilder, and the Flex form type to simplify the task of building fully responsive pages for the various devices your organization uses.


Product Expert(s): Doug Rudy, Mike Huston

Oct 18: 8:30AM - 10:30AM	<p>Advanced extensibility: .NET methods, EXTGEN, and beyond (repetition 2 of 2)  </p> <p>In this hands-on session, we explore advanced extensibility features that are available to both on-premise and cloud customers. Learn how you can develop Intelligent Data Object (IDO) methods via .NET code vs using SQL Stored Procedures. Learn about different types of changes you can make using the Edit Stored Procedure functionality. We will also discuss how you can deploy these changes from one environment to another.</p> <p>Product Expert(s): Anoop Kottappurath, Doug Rudy</p>
Oct 18: 8:30AM - 10:30AM	<p>Customization tips and tricks</p> <p>In this session, learn how to use component classes, inheritance, and FormSync to customize your application more efficiently while maintaining standards, consistency, and reusability.</p> <p>Product Expert(s): Tony Fonseca, David Heffler</p>
<p>INFOR CLOUDSUITE INDUSTRIAL REPORTING</p>	
Oct 16: 10:00AM - 12:00PM	<p>Creating reports with Infor Mongoose reporting (part 1) </p> <p>In this hands-on session, you will learn how to create DataView s and stored procedure based reports, add and group fields within the reports, incorporate sub-reports and create report criteria forms to launch DataViews and Mongoose reports. Note: you must register for all six 2-hour sessions in the series.</p> <p>Product Expert(s): Tony Fonseca, David Heffler</p>
Oct 16: 1:00PM - 3:00PM	<p>Creating reports with Infor Mongoose reporting (part 2) </p> <p>In this hands-on session, you will learn how to create DataView s and stored procedure based reports, add and group fields within the reports, incorporate sub-reports and create report criteria forms to launch DataViews and Mongoose reports. Note: you must register for all six 2-hour sessions in the series.</p> <p>Product Expert(s): Tony Fonseca, David Heffler</p>
Oct 16: 3:15PM - 5:15PM	<p>Creating reports with Infor Mongoose reporting (part 3) </p> <p>In this hands-on session, you will learn how to create DataView s and stored procedure based reports, add and group fields within the reports, incorporate sub-reports and create report criteria forms to launch DataViews and Mongoose reports. Note: you must register for all six 2-hour sessions in the series.</p> <p>Product Expert(s): Tony Fonseca, Debbie Baldwin</p>

Oct 17: 10:00AM - 12:00PM	<p>Creating reports with Infor Mongoose reporting (part 4) </p> <p>In this hands-on session, you will learn how to create DataView s and stored procedure based reports, add and group fields within the reports, incorporate sub-reports and create report criteria forms to launch DataViews and Mongoose reports. Note: you must register for all six 2-hour sessions in the series.</p> <p>Product Expert(s): Tony Fonseca, David Heffler</p>
Oct 17: 10:00AM - 12:00PM	<p>DataViews and critical numbers: You need to be using both</p> <p>In this session, we go through the canned critical numbers that are part of your application, how to create new critical numbers, and effective ways you can use these numbers to replace reports and efficiently measure the health of your company. You will learn that each business unit has key information that indicates how well the unit is performing. These key performance indicators (KPIs) are critical numbers.</p> <p>Product Expert(s): Tom Cavanaugh, Debbie Baldwin</p>
Oct 17: 1:00PM - 3:00PM	<p>Creating reports with Infor Mongoose reporting (part 5) </p> <p>In this hands-on session, we cover how the Application Event System (AES) is used to set application values and the different provided options for managing your Event Handlers; great for troubleshooting. This session is recommended for those who already have some knowledge of the AES and how it performs. Note: you must register for all three 2-hour sessions in the series.</p> <p>Product Expert(s): Tony Fonseca, David Heffler</p>
Oct 17: 1:00PM - 3:00PM	<p>Creating reports with Infor Mongoose: Advanced topics </p> <p>In this hands-on session, we take actual report requests we have received and explore some of the more difficult aspects of developing reports such as sub-reports, complex procedure changes, and conditional formatting. This is an advanced session intended for IT professionals.</p> <p>Product Expert(s): Kerry Congrove, Anoop Kottappurath</p>
Oct 17: 3:15PM - 5:15PM	<p>Creating reports with Infor Mongoose reporting (part 6) </p> <p>In this hands-on session, you will learn how to create DataView s and stored procedure based reports, add and group fields within the reports, incorporate sub-reports and create report criteria forms to launch DataViews and Mongoose reports. Note: you must register for all six 2-hour sessions in the series.</p> <p>Product Expert(s): Tony Fonseca, David Heffler</p>

Oct 17: 3:15PM - 5:15PM	<h3>Leveraging Birst for Infor CloudSuite Industrial </h3> <p>In this hands-on session, discover how Birst can combine your data, plus any other data, to quickly give your business connected and trusted analytics, rather than struggle with analytics across data sets or wait too long to get access to simple reports. Learn how to quickly connect to data, prepare it for analysis, and visualize it in beautiful dashboards that can display on both your laptop and mobile device. You will have an opportunity to see an in-depth demonstration, and try it for yourself.</p> <p>Product Expert(s): Vincenzo Trombetta, Tom Cavanaugh</p>
Oct 17: 3:15PM - 5:15PM	<h3>New features in v10 for Infor Mongoose reporting and DataViews</h3> <p>In this session, we look at the new features available with Infor CloudSuite Industrial (CSI) v10 and the latest Infor Mongoose toolset. We will also look at the future direction of the tool and what other features may be added.</p> <p>Product Expert(s): Kerry Congrove, Debbie Baldwin</p>
<h2>INFOR CLOUDSUITE INDUSTRIAL SYSTEM ADMINISTRATION</h2>	
Oct 16: 10:00AM - 12:00PM	<h3>Creating and managing a healthy system (repetition 1 of 2)</h3> <p>In this session, our system engineers will go through their recommendations for tasks and tools to run your Infor CloudSuite Industrial (CSI) system at peak performance. We will explore common problems we see that often lead to performance issues and discuss how to correct them.</p> <p>Product Expert(s): Scott Stillwell, Tom Cavanaugh</p>
Oct 16: 1:00PM - 3:00PM	<h3>Patching, upgrades, and routine maintenance (repetition 1 of 2)</h3> <p>In this session, we discuss the process and features that will help you keep your system up to date. As with any of our products, it is best to run on the latest version available. However, we know the patching process may be difficult due to the customizations and complexity of your system. With the release of Infor CloudSuite Industrial (CSI) v10, it will be even more important to stay as current as possible.</p> <p>Product Expert(s): Scott Stillwell, Tom Cavanaugh</p>
Oct 16: 3:15PM - 5:15PM	<h3>Comparing multi-site multi-database vs single instance multi-site</h3> <p>In this session, learn how Infor CloudSuite Industrial (CSI) v10 goes one more step to the on-premise option of deploying your Application, Forms, and Objects data base (DB) all into a single Structured Query Language (SQL) DB. Since the release of CSI V9, administrators have had the option to deploy their CSI configuration with separate DBs for your application DBs, or have all your sites in a single application DB. We'll discuss these features, things you need to consider, and new processes this feature will add to system administration.</p> <p>Product Expert(s): Scott Stillwell, Mike Huston</p>

Oct 17: 10:00AM - 12:00PM	<p>Infor CloudSuite Industrial and Infor OS configuration overview</p> <hr/> <p>In this session, customers who are considering the Infor operating system (OS) for their Infor CloudSuite Industrial (CSI) v10 will learn the server requirements, installation, setup, and configuration to integrate their CSI system with the Infor OS platform.</p> <p>Product Expert(s): Scott Stillwell, Mike Huston</p>
Oct 17: 1:00PM - 3:00PM	<p>Creating and managing a healthy system (repetition 2 of 2)</p> <hr/> <p>In this session, our system engineers will go through their recommendations for tasks and tools to run your Infor CloudSuite Industrial (CSI) system at peak performance. We will explore common problems that often lead to performance issues and how to correct them.</p> <p>Product Expert(s): Scott Stillwell, Tom Cavanaugh</p>
Oct 18: 8:30AM - 10:30AM	<p>Patching, upgrades, and routine maintenance (repetition 2 of 2)</p> <hr/> <p>In this session, we discuss the process and features that will help you keep your system up to date. As with any of our products, it is best to run on the latest version available. However, we know the patching process may be difficult due to the customizations and complexity of your system. With the release of Infor CloudSuite Industrial (CSI) v10, it will be even more important to stay as current as possible.</p> <p>Product Expert(s): Scott Stillwell, Tom Cavanaugh</p>
<p>INFOR DISTRIBUTION SX.E EXTENSIBILITY</p>	
Oct 16: 3:15PM - 5:15PM	<p>Extensibility with the Web user interface (UI) (repetition 1 of 2)</p> <hr/> <p>In this session, you will discover best practices for implementing custom functionality in the Web user interface (UI).</p> <p>Product Expert(s): Ron Stephens, Chris Weaver</p>
Oct 17: 10:00AM - 12:00PM	<p>Best practices for using ION APIs</p> <hr/> <p>In this session, you will discover best practices for accessing the Infor Distribution SX.e application program interface (API) using the Intelligence Open Network (ION) gateway.</p> <p>Product Expert(s): Ron Stephens, Chris Weaver</p>

Oct 17: 1:00PM - 3:00PM	<p>Developing custom GUI code in the new architecture</p> <hr/> <p>In this session, you will learn best practices for implementing previously written custom code in the new architecture.</p> <p>Product Expert(s): Ron Stephens, Greg Shinn</p>
Oct 17: 3:15PM - 5:15PM	<p>Electronic Transaction Control Center (ETCC)</p> <hr/> <p>In this session, you will discover best practices for accessing the Infor Distribution SX.e application program interface (API) using the Intelligence Open Network (ION) gateway.</p> <p>Product Expert(s): Greg Shinn, Jackie Parker</p>
Oct 17: 3:15PM - 5:15PM	<p>Extensibility with the Web user interface (UI) (repetition 2 of 2)</p> <hr/> <p>In this session, you will discover best practices for implementing custom functionality in the Web user interface (UI).</p> <p>Product Expert(s): Ron Stephens, Chris Weaver</p>
<p>INFOR DISTRIBUTION SX.E REPORTING</p>	
Oct 18: 8:30AM - 10:30AM	<p>Leveraging Birst for Infor Distribution SX.e </p> <hr/> <p>In this hands-on session, learn how Birst can combine your data, plus any other data, to quickly give your business connected and trusted analytics, rather than struggle with analytics across data sets or wait too long to get access to simple reports. You will also learn how to quickly connect to data, prepare it for analysis, and visualize it in beautiful dashboards that can display on both your laptop and mobile device. You will have an opportunity to see an in-depth demonstration, and try it for yourself.</p> <p>Product Expert(s): Vincenzo Trombetta, Greg Shinn</p>

INFOR DISTRIBUTION SX.e SYSTEM ADMINISTRATION

Oct 16: 10:00AM - 12:00PM

Upgrading Infor Distribution SX.e (part 1)

In this session, you will learn the technical steps and best practices of upgrading to Infor CloudSuite Industrial v11, saving your company money by upgrading on your own. Note: you must register for both two 2-hour sessions in the series.

Product Expert(s): Jeremiah Curtis, Stephane Morrell

Oct 16: 1:00PM - 3:00PM

Designing, scaling, and testing n-tier deployment

In this session, you will learn how to make Infor Distribution SX .e scalable and resilient to system disruption (on-premise installs).

Product Expert(s): Chris Weaver, Brian Nigri

Oct 16: 1:00PM - 3:00PM

Upgrading Infor Distribution SX.e (part 2)

In this session, you will learn the technical steps and best practices of upgrading to Infor CloudSuite Industrial v11, saving your company money by upgrading to v11 on your own. Note: you must register for both two 2-hour sessions in the series.

Product Expert(s): Jeremiah Curtis, Stephane Morrell

Oct 17: 10:00AM - 12:00PM

Infor Distribution SX.e system troubleshooting

In this session, learn how to troubleshoot problems and track down solutions so your users can operate at peak efficiency. Our world-class development and support team will share best practices for expediting system troubleshooting.

Product Expert(s): Jeremiah Curtis, Stephane Morrell

INFOR OS

Oct 16: 10:00AM - 12:00PM

Configuring Infor Document Management for Infor CloudSuite Industrial (repetition 1 of 2)

In this session, learn how to leverage Infor Document Management (IDM) with Infor CloudSuite Industrial (CSI). The session focuses on using IDM, plus an overview of the integration setup, interaction with the IDM Related Information widget, and configuring CSI background task documents for use with IDM.

Product Expert(s): Mike Huston, Debbie Baldwin

Oct 16: 10:00AM - 12:00PM

ION workflows and business object documents (BODs) for Infor Distribution SX.e

In this session, you will learn how to use Intelligent Open Network (ION) workflows and business object documents (BODs) to automate business processes.

Product Expert(s): Brian Nigri, Chris Weaver

Oct 16: 3:15PM - 5:15PM

Document capture and management for Infor Distribution SX.e

In this session, learn how to make the most of your paperless documents and see how to integrate them with Infor OS.

Product Expert(s): Jeremiah Curtis, Brian Nigri

Oct 16: 3:15PM - 5:15PM

Incorporating Infor Ming.le into your business process



In this hands-on session, discover how Infor Ming.le™ works with Infor CloudSuite Industrial (CSI). We'll look at how to create a new homepage and add widgets that will draw information from CSI or other sources. Discover how users can make an Infor Ming.le homepage their primary user interface and when necessary, go into other applications from their homepage.

Product Expert(s): Louie Cowen, Anoop Kottappurath

Oct 17: 1:00PM - 3:00PM

Using Infor Ming.le and homepages with Infor Distribution SX.e

In this session, you will learn ways to leverage the new features and functionality of Infor Ming.le™ when creating homepages. The session will discuss how to customize a homepage and assign mandatory pages to users and security roles.

Product Expert(s): Brian Nigri, Chris Weaver

Oct 17: 3:15PM - 5:15PM	<p>Empowering business object documents (BODs) for integrations</p> <hr/> <p>In this session, you will learn how to take advantage of the Infor CloudSuite Industrial and Business Mongoose framework to process business object documents (BODs) for use with integrations with other applications.</p> <p>Product Expert(s): Mike Huston Anoop Kottappurath</p>
Oct 18: 8:30AM - 10:30AM	<p>Configuring Infor Document Management with Infor CloudSuite Industrial (repetition 2 of 2)</p> <hr/> <p>In this session, learn how to take advantage of Infor Document Management (IDM) with Infor CloudSuite Industrial (CSI). We'll focus on using IDM, plus an overview of the integration setup, interaction with the IDM Related Information widget, and configuring CSI background task documents for use with IDM.</p> <p>Product Expert(s): Mike Huston, Debbie Baldwin</p>
Oct 18: 8:30AM - 10:30AM	<p>Machine learning, IoT, Infor Coleman and Chat</p> <hr/> <p>In this session, you will learn how to automate your work and save time by interacting with Coleman and leveraging machine learning.</p> <p>Product Expert(s): Chris Weaver, Brian Nigri</p>

Recommended prerequisite courses

We recommend that attendees come to Infor TechEd with a certain level of preexisting knowledge. Below are some recommended learning resources to assist you in preparing for Infor TechEd. You can purchase these resources a la carte through Campus or through your existing subscription:

[Infor Campus USA](#) | [Infor Campus Global](#)

COURSES:

COURSE NAME	TYPE	COURSE LINKS	
CloudSuite Industrial: v9 Using Advanced Planning & Scheduling (you must complete at least lessons 1-3 before attending any APS sessions)	Self-directed and Training Guide	Global	USA
CloudSuite Business / CloudSuite Industrial: v9 Creating Reports Using Mongoose Reporting	Training Guide	Global	USA
CloudSuite Business / CloudSuite Industrial: v9 Extending the Application with Mongoose	Training Guide	Global	USA
Extending (integration IDOs with external applications. Mongoose.infor.com)	Tutorial from Internet	Global	USA
CloudSuite Business / CloudSuite Industrial: v9 Creating Form Personalizations	Training Guide	Global	USA
CloudSuite Business / CloudSuite Industrial: v9 Using the Workbench Suite and DataViews	Instructor led	Global	USA
CloudSuite Business / CloudSuite Industrial: v9 Using the Application Event System	Instructor led	Global	USA

Contact EducationAmericas@infor.com for additional recommendations.

Take this opportunity to master
Infor products and maximize your potential!

[Register here](#)

Infor TechEd for Infor CloudSuite Industrial and SX.e: October 16-18, 2018

Early-bird fee, register by August 10: \$1,649

Regular fee: \$1,849

Discounted hotel rates available at the Saint Paul Hotel.

Need help convincing your boss to invest in your Infor TechEd experience?

Download a customizable justification letter.

For more information, please contact TechEd@infor.com

View the full schedule of [upcoming Infor TechEds](#)



641 Avenue of the Americas
New York, NY 10011
800-260-2640
infor.com

About Infor

Infor is fundamentally changing the way information is published and consumed in the enterprise, helping 70,000 customers in 194 countries improve operations, drive growth, and quickly adapt to changes in business demands. To learn more about Infor, please visit www.infor.com.

Copyright© 2018 Infor. All rights reserved. The word and design marks set forth herein are trademarks and/or registered trademarks of Infor and/or related affiliates and subsidiaries. All other trademarks listed herein are the property of their respective owners. This document is provided for informational purposes only and does not constitute a commitment to you in any way. The information, products and services described herein are subject to change at any time without notice. www.infor.com.
INFDTPI902858-en-US-0818-3